




Color Chart



HIGH TIDE

Std. Blue, Light Blue, and Pale Grey




TRADE WINDS

Light Blue, Dark Grey, and Pale Grey



NORTH SHORE

Std. Blue, Light Blue, and Cream



TAHITI PEARL

Dark Grey, Pale Grey, and Cream



COBALT COVE

Std. Blue, Light Blue, and Teal



DESERT WINDS

Brown, Beige, and Cream




BLUE LAGOON

Std. Blue, Teal, and Cream



ISLAND PARADISE

Beige, Red and Cream



SEAFOAM

Std. Blue, Teal, and Bright Green



BAJA DUNES

Red, Brown, and Beige

Custom colors are also available at a premium rate. Additional color blends are available in 1/3 or 33% ratios only. Note that the standard wear course thickness is 1/4".

Disclaimer: The colors printed here are for guidance only. Final selections should be made using a sample.