







Pro Play Elite

Pro Play Elite by Robertson is a durable, high-performance turf system ideal for playgrounds and outdoor fitness areas. Built with resilient monofilament fibers and a 20oz backing with drainage holes, it offers a safer, long-lasting, and weather-resistant surface. Available in six standard colors with custom options, Elite is designed for endless design options!

Features and Benefits

- **Durable Monofilament Fibers** – Engineered for superior longevity in high-use areas.
- **20oz Backing with Drainage Holes** – Promotes quick drying and slip resistance for all-weather play.
- **Vibrant & Customizable** – Offered in six standard colors with personalized color-matching options.
- **Soft Yet Resilient** – Provides a cushioned feel while maintaining exceptional strength.
- **Low Maintenance & Eco-Friendly** – No need for mowing, watering, or harsh chemicals—just simple upkeep.
- **Nationwide Installation** – Professionally installed with precision for lasting performance.

Color Options



*Please note that the colors represented in regard to this product may vary within industry standards from actual material.




800-858-0519
info@totturf.com
www.robertsonsurfaces.com



Pro Play Elite Specifications



Fiber:	Monofilament S-Blade
Fiber Supplier:	ITS - Sprinturf
Fiber Denier:	12,000
Fiber Thickness:	270 Microns
Pile Height:	1"
Yarn Color:	Field Green/Olive
Thatch Color:	Field Green/Beige
Face Weight:	65 oz / yd ²
Primary Backing:	Non-Woven/Woven/Woven
Primary Backing Weight:	8.5 oz / yd ²
Secondary Backing:	Polyurethane
Secondary Backing Weight:	20 oz / yd ²
Total Weight (w/o infill):	95 oz / yd ²
Tufting Gauge:	3/8"
Tuft Bind:	>8 lbs/force
Permeability:	>60 in PU
Infill Options:	3 lbs Antimicrobial-Coated Silica Sand



Robertson
Recreational Surfaces